

DUROGROUT

VITREOUS TILE GROUT



Fine 1-10mm



■ PROPERTIES

Cementitious colored grout with selected quartz aggregates, reinforced with special acrylic polymer resins. The resulting finish surface of the grout is vitreous/porcelain-like and water repelling, while it does not allow for the accumulation of dirt and bacteria. It applies easily and cleans rapidly, having exceptional color stability and uniformity. It is resistant to both moisture and abrasion. Classified CG2/WAR per EN 13888.

■ APPLICATIONS

Suitable for grouting widths from 1-10mm, both indoors and out, wall and floor surfaces lined with ceramic tiles, granite and mosaic. It is suitable to apply on heavy traffic areas (airports, super markets, restaurants), as well as spaces with permanent and high moisture levels, such as bathrooms, balconies, terraces and kitchens.

■ USE

1. Surface preparation

Remove from the tile surface all adhesive residues and clean the grout joints with a damp sponge. For exterior surfaces, the creation of expansion joints every 16-20m² is recommended. Prime the joints using PRIMER-PU and install the backer rod DS-265. After 2-3 hours, apply the elastomeric polyurethane sealant DUROFLEX-PU to fill the joints. Also the creation of perimeter expansion joints, 5-8mm wide, both indoors and out, is strongly recommended. Create expansion joints between the tiles and vertical surfaces, and fill in the same way as described above, thus reducing the compression of the joints from expansions and contractions. Alternatively, apply DS POLYMER, available in 32 colors (same with the grout colors of DUROSTICK), to ensure sealing without cracking at the junction of the tiles with the skirting and above it as well.

The technical specifications and directions of use contained in this technical data sheet are the results of the knowledge and experience of the company's research and development department, as well as from the real-life applications of the product. The recommendations and suggestions regarding the use of the products are made without guarantee since the respective conditions during their application are beyond the control of the company. For this reason, it is the user's responsibility to make sure that the product is suitable for the intended application as well as the application conditions of the project.

DUROGROUT VITREOUS TILE GROUT



Fine 1-10mm

For interior floors with radiant heating systems, it is recommended to create expansion joints every 20m². The use of DS POLYMER, available in 32 colors, will prevent the appearance of hairline cracks on the surface of the grouting material, and the consequent detachment of tiles.

2. Application

Empty the mortar into a clean container with cool water, at a ratio of 1.1-1.4lt of water to 5kg of mortar, and mix with a low rpm electric mixer, until a lump free, homogeneous mass is created. Allow the mixture to mature for 5-10 minutes and mix periodically, without adding extra water. Apply the grout using a grouting float, working diagonally towards the grout joints, without leaving any gaps or residues. When the grout begins to set, remove the residues using a damp sponge. Finally, when the material cures completely, clean/shine the surface with a dry cotton cloth. The addition of DUROSTICK ACRYLIC EMULSION in the mixing water, at a ratio of two parts water to one part emulsion, increases its impermeability and resistance to temperature variations (balconies, terraces, radiant heating systems).

If a higher degree of flexibility is required, then use the FLEXIBLE & OIL REPELLENT GROUT of DUROSTICK, for tiles and marble. For spaces highly resilient to strict hygiene requirements, the use of the epoxy grout DUROPOXY of DUROSTICK is highly recommended.

■ NOTES

- Avoid grouting at temperatures above 35°C when the surface is exposed to sunlight thus preventing cracking. If this is unavoidable, cover with wet burlap or polystyrene boards the still wet grouted surface.
- When working with rustic or absorbent cotto (terracotta) tiles, apply 2 coats of the waterproofing and oil repelling agent, DUROSTICK D-29 SPOT FREE or NANO PROOF MARMO DS-275, to facilitate easier cleaning and to avoid staining from the residues of the grout.
- Allow for 20 days to pass from the completion of the grouting before cleaning all debris and grout

residues, using the DUROSTICK ACID TILE CLEANER, but only when the tiles are not absorbent.

■ USEFUL TIP

DUROSTICK grouts are available in a variety of colors able to meet every styling requirement in relation with the lining. Furthermore, it is possible to color the DUROSTICK grouts, using the DUROCOLOR POWDER-C system. Color the white grouts based on the existing color chart or experiment creating unique colors or shading combinations.

■ CLEANING

Clean all tools with water, immediately after use.

■ CONSUMPTION

The following table is the indicative consumption, depending on the width and the depth of the joint, as well as the dimensions of the tiles.

TILE DIMENSIONS (cm)	JOINT WIDTH (mm)			
	2	5	8	10
2 x 2 x 0,38 (mosaic)	1300	-	-	-
5 x 5 x 0,40 (mosaic)	450	-	-	-
10 x 10 x 0,60	350	500	840	1350
20 x 30 x 0,90	200	300	530	850
30 x 30 x 1	190	280	470	750
40 x 40 x 1	140	210	350	560
50 x 50 x 1	110	170	280	450
60 x 120 x 1,10	80	110	200	310

The consumption rates refer to gr/m²

DUROGROUT VITREOUS TILE GROUT



Fine 1-10mm

■ STORAGE

Store in the factory sealed packages, in dry and shaded places, for 18 months from production date.

■ SAFETY DIRECTIONS

The product contains Portland cement.
Before use, refer to the cautions on the product packaging or the Safety Data Sheet.

■ PACKAGING

Carton box with 10 pcs of 1kg.
Carton box with 4 pcs of 5kg each one, on 720kg pallet.

TECHNICAL SPECIFICATIONS (Measurement conditions: 23°C and 50% R.H.)	
■ Form	Cementitious mortar
■ Color	38 permanent colors with the ability to mix
■ Bulk density of dry mortar	1.10±0.05kg/lt
■ Bulk density of fresh mortar	1.70±0.05kg/lt
■ Water requirement	1.1 to 1.4lt water to 5kg mortar, depending on the color
■ Application temperature	From +5°C to +35°C
■ Temperature resistance	From -30°C to +80°C
■ Pot life	3 hours
■ Grouting time after tile installation	4-8 hours on walls, 24 hours on floors, 2-3 hours for fast setting adhesive on floors, 1 hour for fast setting adhesive on walls
■ Foot traffic	After 8 hours
■ Acid resistance	Excellent when pH > 3 (thinned)

PRODUCT PERFORMANCES	
■ Strength after 28 days, per EN 12808-3, in:	
• Flexion	7.50±0.80 N/mm ²
• Compression	40.00±1.50 N/mm ²
■ Strength after 25 freeze-thaw cycles, per EN 12808-3, in:	
• Flexion	7.50±0.80 N/mm ²
• Compression	40.00±1.50 N/mm ²
■ Shrinkage per EN 12808-4	≤ 1 mm/m
■ Abrasion resistance per EN 12808-2	≤ 1.000mm ³
■ Water absorption per EN 12808-5	
• After 30 minutes	≤ 2gr
• After 240 minutes	≤ 5gr

The technical specifications and directions of use contained in this technical data sheet are the results of the knowledge and experience of the company's research and development department, as well as from the real-life applications of the product. The recommendations and suggestions regarding the use of the products are made without guarantee since the respective conditions during their application are beyond the control of the company. For this reason, it is the user's responsibility to make sure that the product is suitable for the intended application as well as the application conditions of the project.

DUROGROUT VITREOUS TILE GROUT









































Fine 1-10mm

COLOR CHART OF VITREOUS GROUTS, AVAILABLE IN 38 COLORS

Packaging 5kg



				
WHITE No 301	BLACK No 304	CARBON No 333	DARK GRAY No 303	LEMON No 328
				
LIGHT GRAY No 302	SILVER GRAY No 315	PARCHMENT No 337	VIOLET No 324	MINT No 323
				
AEGEAN No 330	BLUE No 305	LIGHT BLUE No 322	GREEN No 306	CLOVER No 332
				
BRICK RED No 310	TERRACOTTA No 325	CHOCOLATE No 317	DARK BROWN No 309	ORANGE No 314
				
LIGHT BROWN No 308	LIGHT BRICK RED No 318	PEACH No 313	TOBACCO No 316	PINK No 327
				
CRONUS No 338	MAGNOLIA No 321	SAND No 334	BAHAMA No 320	FUCHSIA No 331
				
CARAMEL No 335	CHESTNUT No 336	IVORY No 312	ANEMONE No 319	
				
BEIGE No 307	OCHRE No 326	YELLOW No 311	RED No 329	

The above colors are not included in the company's grout samples and color chart.

They are available upon demand, for customers who have already selected them.

Any discrepancies between color samples and the final result are due to precision shortcomings in the printing process.

The technical specifications and directions of use contained in this technical data sheet are the results of the knowledge and experience of the company's research and development department, as well as from the real-life applications of the product. The recommendations and suggestions regarding the use of the products are made without guarantee since the respective conditions during their application are beyond the control of the company. For this reason, it is the user's responsibility to make sure that the product is suitable for the intended application as well as the application conditions of the project.

DUROGROUT VITREOUS TILE GROUT



Fine 1-10mm

COLOR CHART OF VITREOUS GROUTS,
AVAILABLE IN 10 COLORS

Packaging 1kg



WHITE
No 301



BLACK
No 304



DARK GRAY
No 303



LIGHT GRAY
No 302



SILVER GRAY
No 315



DARK BROWN
No 309



LIGHT BROWN
No 308



BAHAMA
No 320



ANEMONE
No 319



BEIGE
No 307

Any discrepancies between color samples and the final result are due to precision shortcomings in the printing process.

DUROSTICK S.A.,
MANUFACTURING OF ADHESIVES,
PAINTS & MORTARS
ATHENS: ASPROPYRGOS, ATTICA, GR: 193 00,
Tel: +30 211 60 03 500-599, +30 210 55 16 500,
+30 210 55 98 350, Fax: +30 210 55 99 612
THESSALONIKI: INDUSTRIAL PARK-SINDOS, S.B. 44,
STREET, DA 10, GR: 570 22,
Tel: +30 2310 795 797, +30 2310 797 365,
Fax: +30 2310 797 367
Email: info@durostick.com

The technical specifications and directions of use contained in this technical data sheet are the results of the knowledge and experience of the company's research and development department, as well as from the real-life applications of the product. The recommendations and suggestions regarding the use of the products are made without guarantee since the respective conditions during their application are beyond the control of the company. For this reason, it is the user's responsibility to make sure that the product is suitable for the intended application as well as the application conditions of the project.